

THE ALASKAN MK III SAW MILL ATTACHMENT

A high quality woodworking tool for the woodworker, builder, and outdoor enthusiast.



- EASILY MOUNTS ON YOUR SAW BAR
- SIZES FROM 24" TO 56"
- RIPPING CHAIN REQUIRED
- OPTIONS AVAILABLE

ORDER AS:
G776-24,30,36,48,56



Use Granberg's Slabbing Rail Brackets to set up your first cut

Adjust mill for first cut to maximize lumber production or beam size.

Make first cut and remove slabbing rail and first slab.

Log can now be cut in a "live sawn" manner or set up for cutting beams or siding.

Stack cut lumber for drying or set up and re-saw for dimensional lumber.



Order as :
G776-30C2
G776-36C2
G776-48C2
G776-56C2

Alaskan MK III C2 Double End Mill

The C2 mill comes complete with everything you need to start cutting except the powerhead. Included are a ripping chain, double end saw bar, oiler kit, slabbing rail set, helper handle and saw chain grinder/sharpener. Available in sizes from 30 " to 56".

Mill Accessories

- G 729-0(.375 pitch x .050 gage)
- G 729-8(.375 x .058)
- G 729-3(.375 x .063)
- G 730-8(.404 x .058)
- G 730-3(.404 x .063)

Ripping Chain



G 850

Slabbing Rail Brackets




G 971

G 975 with roller

Helper Handles

- G 742-3 44"
- G 743-3 50"
- G 744-3 56"
- G 745-3 66"


Double End Saw Bars



G 801A

Oiler Kit

F212 SAWTUNE



Sawtune is Granberg's quality direct drive grinder. It comes with 3 grinding stones and E-Z Gauge for accurate setting of grinding height and depth gauge setting.

LET
GRANBERG
HELP YOU WITH
ALL YOUR
SHARPENING
NEEDS

G 721 GRIND-N-JOINT MK II



Granberg's new direct drive 12 Volt sharpener with lots of power and reliability. The **MK II** is a real bargain that will increase your saw's chain life and increase your cutting speed.

PACKED THREE TO A CARD



USE GRANBERG'S **BLUE GRIT** GRINDING STONES
FAST SHARPENING.

| | |
|--------|-----------|
| G417-3 | 5/32 DIA. |
| G418-3 | 3/16 DIA. |
| G419-3 | 7/32 DIA. |
| G420-3 | 1/4 DIA. |
| G421-3 | 9/32 DIA. |
| G422-3 | 5/16 DIA. |
| G424-3 | 3/8 DIA. |


FOR MORE EFFICIENT GRINDING USE KOOL GRIND
PART NUMBER **G440**

MADE
IN THE
USA




USED
WORLDWIDE

G 1012C PRECISION GRINDER



The **Precision Grinder** combines the features of the Grind-N-Joint with the accuracy of the **File-N-Joint**. Easily clamps on your saw for fast precise sharpening.

G 106B FILE-N-JOINT




Designed by Elof Granberg over 35 years ago, the **File-N-Joint** has set the industry standard for accuracy and durability. It has been copied all over the world but is still considered the best. Sharpen all major pitches of saw chain and accurately lower depth gauges as well.



SCHROEDER
LOG HOME SUPPLY, INC.
www.loghelp.com
1-800-359-6614

G 2400 NEWFILER



Precision sharpening with "hand held ease". The **NEWFILER** is the most accurate of the "file holder" sharpeners. Mount any three of the common file sizes: 5/32", 3/16" and 7/32". Correctly file height and angle with two depth gauge settings as well.

G 605C BREAK-N-MEND



This handy tool makes on the job chain repairs possible. Break and spin rivets on all common sizes of saw chain with **Break-N-Mend's** adjustable anvils and spinner head. Easy to use and portable.

CLIP-N-TRIM



G 112B, 114B, 116B, 120B **CLIP-N-TRIM** converts your chain saw into a powerful hedge trimmer for cutting thick and thorny growth. Available for use with 12", 14", 16" and 20" saw bars.