



Treat Your Logs First
To Make Them Last

Why you need a wood preservative

You've just spent a long time leafing through planning books, selecting the logs, choosing the perfect lot—waiting for your dream home to be built. Why put all that at risk? Rot, weather, insects, fungi all pose a serious threat to your logs. Protect your investment—treat your logs first to make them last.

All wood faces the possibility of rot and insect infestation—even in dry climates. Fungi and insects actually consume the cells of dead wood, often causing severe structural damage, damage that often requires log replacement—a costly repair.

PeneTreat helps protect your home from costly damage of rot and insect infestation.

What is Penetreat?

PeneTreat is a borate-based wood preservative. Borates are well-known across the world for their protective qualities. And like other borates, PeneTreat is highly effective in the prevention of most rot and wood-boring insects.


When using PeneTreat, a protective “shell” coating helps defend your home against dry, wet, and brown rot as well as termites, house borers, powderpost beetles and carpenter ants (to name a few).

The PeneTreat Difference

PeneTreat is registered with the Environmental Protection Agency (EPA) for spray and brush application, which makes it perfect for remedial treatment. It also means that you can apply it (you don't have to be a licensed applicator). But, you must follow all application and use guidelines.

PeneTreat can be applied by brushing, spraying, dipping, kerf-flooding or hole flooding. It comes in powder form and just needs to be mixed with water for application. PeneTreat is packaged in two convenient sizes: 6-gallon pails that are easy to carry and double as a handy source for mixing the solution and the 3-1/2 gallon size—perfect for smaller jobs.

The active ingredient in PeneTreat (disodium octaborate



PeneTreat helps prevent damage before it starts.

tetrahydrate - a refined form of the natural mineral borax) is less toxic to people and animals than many other chemicals used for wood preservation. However, since no pesticide is completely safe, PeneTreat must be handled and used as directed. Borates do not affect the natural color or strength of wood; they are completely odorless; they're not corrosive to metal fasteners, nails or screws. And when a “PeneTreat home” is properly sealed against moisture, the borates can provide many years of effective protection.

More protection for your money

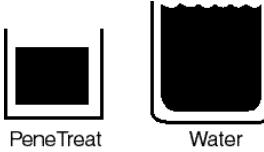
The best part about PeneTreat is the money it saves you. Not only is PeneTreat affordable, it saves you the headaches, time and costs associated with potential log replacement and damage control.

The depth of penetration of PeneTreat is as deep or deeper* than other borate products that use slow-drying and toxic solvents (like ethylene glycol) in their formulations.

*Based on the longest and most scientifically accurate study of its kind ever conducted.



The Basics in Applying PeneTreat

1. Read this entire DataTec and the container label before applying PeneTreat. It is a violation of Federal law to use this product in a manner inconsistent with its labeling.
2. Mix PeneTreat at a rate of 1-pound (1 loosely packed quart) to 1-gallon of water. 
3. Wood must be clean and bare; free of dirt, wax and surface finishes and above 40°F and rising (wood surface temperature).
4. Apply PeneTreat at the rate of 1 mixed gallon per 150 ft² of wood surface. Apply a second coat 4 to 24 hours later. Thoroughly soak cut ends.
5. Coat the logs with a water-repellent finish after the PeneTreat solution has thoroughly dried.
6. Read the Section “Application Methods” for other types of application.

Directions for Use Where to use PeneTreat

Use PeneTreat on above-ground wood surfaces, including logs, timbers, dimensional lumber, siding, etc. Wood subject to direct moisture contact must be coated with a good water-repellent finish after treating with PeneTreat. If using Log Keeper™, be sure to apply PeneTreat first.

Surface Preparation

Wood must be bare; free of dirt, wax and surface finishes. Remove all previous coatings by cob blasting, sanding, chemical stripping, sand-blasting and/or high-pressure water. Surface discoloration from mold or mildew should be treated with Sashco’s CPR™ Log Cleaner & Brightener before applying PeneTreat.

Best results will be obtained if the wood is sprayed with clean water just prior to applying. This will help build the moisture level in the outer shell of the wood and help PeneTreat penetrate. Allow the wood to dry until just slightly damp before applying PeneTreat.

Do not apply to frozen wood. Log (not air) temperature must be between 40°F and 90°F.

Mixing PeneTreat

Mix at rate of one pound, or loosely packed quart, to one gallon of water. PeneTreat mixture requires only mild stirring before application. The mixture will be clear and water thin.

With this mixture, all application methods described below will yield a minimum retention level of 0.24 pounds per cubic foot boric acid 1/2”.)

Methods of Application

PeneTreat may be applied by brushing, spraying, dipping, kerf-flooding or hole flooding. Full immersion dipping yields the deepest and most complete protection, especially with large logs. Kerf-flooding accompanied with brushing or spraying, yields nearly the same level of protection as dipping. Brushing and spraying can completely penetrate dimensional lumber and can provide excellent “shell” protection for timbers and logs to a depth of 1/8”-3/4” — which is adequate for most application.

NOTE: Diffusion of PeneTreat into the wood begins immediately and requires several weeks for completion. With “shell” protection in large logs or timber, all pre-existing insect larva may not be killed. Upon maturing they may emerge from the wood. Insects must ingest the substance to be killed—PeneTreat is not a contact killer. Further insect infestations, however will be prevented.



Brushing or Spraying

Apply PeneTreat at a rate of 1 mixed gallon per 150 ft² of wood surface. Apply a second coat 4-24 hours later. Thoroughly soak cut ends.

Kerf-flooding and Spraying/Brushing

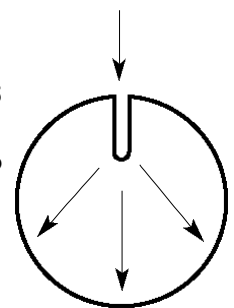
Logs 9” in diameter and larger are often kerfed to control unwanted checking. When kerfing a log in the shape of a trough (with 3/8” wide chain saw to a depth of 3”), just pour the PeneTreat solution into the kerf. Fill the kerf at a rate of 15-20 lineal feet per mixed gallon. Let soak. It will take 1-2 days for the logs to absorb all the liquid.

Protection may also be gained by pouring powdered PeneTreat into the kerf (0.2 to 0.3 pounds per lineal foot). Pour water into the kerf to dissolve and carry the PeneTreat into the wood.

Brush or spray the exterior of the logs after either of these methods as described above.

Hole-flooding is similar to kerf-flooding.

NOTE: Be sure the kerf or holes do not affect the structural strength of the log.



Dipping

Dip logs or lumber in PeneTreat for 6-10 minutes, depending on log diameter. Let excess liquid drain back into the tank, dip again 24 hours later. Cover wood with a tarp or place in a shed for at least 48 hours prior to coating with a good exterior finish. Use of an anti-sap stain biocide is recommended in conjunction with PeneTreat. Call Sashco for details.

HINT: *Runoff from vertical walls may be contained by using plastic sheeting to form an accumulation basin. The trapped liquid may then be recycled and will be prevented from injuring nearby foliage.*

After Applying PeneTreat

Treated wood must be protected from direct contact with moisture or the active ingredient may leach out. It's best to wait at least 48 hours (in warm weather, longer in cool weather) after applying PeneTreat to coat wood with a water-repellent finish. (Let the surface thoroughly dry and brush away any crystals that appear before staining.)

Clean Up

Use soap and water to clean equipment, skin and clothing.

Storage and Disposal

Do not contaminate water, food or feed by storage or disposal.

Storage

Store in a dry place. Do not store where children or animals may gain access. Store above 20°F.

PeneTreat Disposal

Wastes resulting from this product may be disposed on site or at an approved disposal facility. Check your state and local regulations. For more detailed information refer to section 13, 14 & 15 of the PeneTreat MSDS. Contact Sashco for this publication.

Notice

Because of many varying conditions affecting use and application, manufacturer warns buyer that these conditions may impair or vary results or effects of the use of this product. Therefore, complete prevention of decay or insect infestation is not guaranteed. Neither the manufacturer nor seller shall be liable in respect to any injury or damage suffered by reason of use of this product for a purpose not indicated on the label or when used contrary to the directions or instruction herein nor with respect to breach of any warranty not expressly specified herein.

Precautionary Statements Hazards to Humans and Domestic Animals

CAUTION: Harmful if swallowed. Avoid contact with eyes. Wash thoroughly after handling. Avoid contamination of food and feed. Do not leave container where children or animals may gain access. Use a mask when handling the dry powder. See MSDS for more details.

Statement of Practical Treatment

If swallowed, immediately contact a physician or Poison Control Center. If these are unavailable, give the person 1 or 2 glasses of water and induce vomiting by touching the back of the throat with finger. Do not induce vomiting or give anything by mouth to an unconscious person.

If in eyes, flush with plenty of water. Get medical attention if irritation persists.

If on skin, remove affected clothing and wash skin with soap and water. Wash clothing before reuse.

If inhaled, move person to fresh air. Apply artificial respiration if indicated. Contact a physician if warranted.

Environmental Hazards

PeneTreat or PeneTreat solutions carelessly spilled or applied to crop land or growing plants, including trees and shrubs, may kill or seriously retard plant growth. Do not contaminate water when disposing of equipment washwaters. Do not apply directly to water.

Technical Data:

(Not to be considered specifications)

EPA Registration Number: 64820-1

EPA Establishment Number: 064820-CO-01

Active Ingredient:

Disodium Octaborate Tetrahydrate-98%
(Inert ingredients-2%)

Coverage Rate:

6-gallon size: 27 gallons of a 10% solution will cover 4050 sq. ft. of log surface.

3 1/2-gallon size: 15 gallons will cover 2250 sq. ft. of log surface.

Packaging:

6-gallon pail (25 lbs. net; yields 27+ gallons of a 10% solution)

3 1/2-gallon pail (14 lbs net; yields 15+ gallons of a 10% solution)

Application Range: 40°F to 90°F

Compatibility: PeneTreat will not interfere with the adhesion of most wood stains and coatings. (The surface should be completely dry before applying any coating.)

Shelf Life: In tightly sealed containers, 2 years.

Effective Against: Rot, fungal decay and most wood-boring insects. Does not control carpenter bees.

Blue Stain: PeneTreat does not control the organisms that cause blue stain—the gray to black marking often present in dry wood.

If blue stain is a problem, an additional fungicide may be needed. Contact Sashco for recommendations on a fungicide.



SCHROEDER LOG HOME SUPPLY, INC.

"Your Log Home Hardware Store"

www.loghelp.com