

# MODEL 450

US Pat. 8,246,344 B1

## BRIGHTER. LESS MAINTENANCE. MORE EFFICIENT.




When electricity is not an option, you want the brightest, safest, most efficient gas lamp on the market. And that's Midstate Lamp's new Model 450. Our lamp rivals a 100-watt bulb in brightness. It can run on the same low-pressure gas line as your appliances, making it a safe and energy-efficient choice.

The Model 450 is perfect for remote locations, such as fishing cabins or ocean cottages. You can also depend on it during unexpected power outages and other emergencies. With its stainless steel construction, it is built to last and needs little to no maintenance. And, Midstate Lamp guarantees the quality of its product, testing each lamp before shipment.

**Brighter. Less Maintenance. More Efficient.** When you need the best in gas lighting, Midstate Lamp really is a brighter choice.

Each lamp comes complete with the following items: Mounting Flange, Reflector, Globe Holder, Frosted Globe, and Mantle.

## THIS MIDSTATE LAMP IS IDEAL FOR:



A 1/4 pipe to 3/8 copper adapter is included for easy plumbing to copper tubing.

Rust-proof stainless steel construction.

Polished aluminum dish protects ceiling from heat and reflects light downward and outward.

Variable brightness.

Mounting flange has 1/4" ports on back and bottom side for plumbing flexibility.

Stainless steel burner cap for durability.



This lamp was tested and is certified for indoor use.



These lamps can be hooked up to the same low pressure gas line as your appliances. It operates at 11 inches W.C. (Less than 1 PSI) and uses 4975 BTUs of gas. Approximately 4 hours of light are produced with each pound of propane. Lamps are available in Propane and Natural Gas.




If you plan to mount the lamp from the ceiling (as shown in this picture) you will need to purchase items # 1-2.



Two lamps on one pendant is a great way to light a large area. (you will need Part # 1318 and # 1314)

## 1 STAINLESS STEEL PIPE




When plumbing the lamp from the ceiling this polished stainless steel 15" pipe nipple is an excellent decorative choice to enhance the appearance of the lamp.

PART # 1318 STAINLESS  
STEEL PIPE

PART # 1319 BLACK PIPE

## 2 1/2" NPT CHROME PLATED 90° ELBOW OR TEE



When plumbing the lamps from the ceiling, a chrome plated elbow is used to make the 90° turn for a single lamp, or a tee for two lamps.

PART # 1315 CHROME ELBOW PART # 1317 BLACK ELBOW

PART # 1314 CHROME TEE PART # 1366 BLACK TEE


## 3 LAMP GLOBES



Designed for use on the Midstate Low Pressure Gas Lamps.


This one-half frosted globe not only adds beauty to your lamp, it reflects the light downward.

PART # 1324  
Frosted Globe



Use this clear globe to protect your mantle from flying insects and draft.

PART # 1323  
Clear Globe

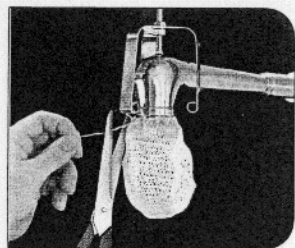


Requested by our customers, this globe has a reduced glare and softer light.

PART # 1325  
Fully Frosted Globe

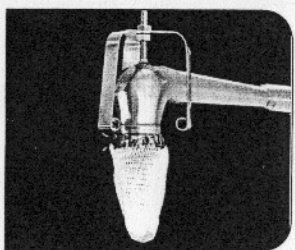


## ATTACHING NEW MANTLES




A. Tie the mantle onto the burner cap and evenly distribute the material.

B. Cut off the extra string.

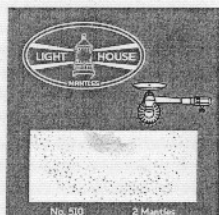


C. Apply a flame to the mantle, but do not turn on the valve until the mantle has burned completely white.




D. To inflate the mantle- Turn the valve wide open and apply a flame to mantle.

### MANTLE



This Mantle is designed to be used on Midstate Lamp #450..  
(Natural Gas & Propane)

PART # 510



The Model 450 is easy to install and can be mounted on the wall or ceiling. These photos show various lamp mounting ideas.

